


# Instructions for Registering a Sample

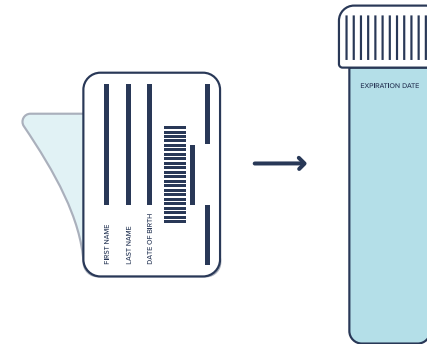
1



## Fill label with patient information.

Using a smudge-proof pen, write the patient information on the barcode label.

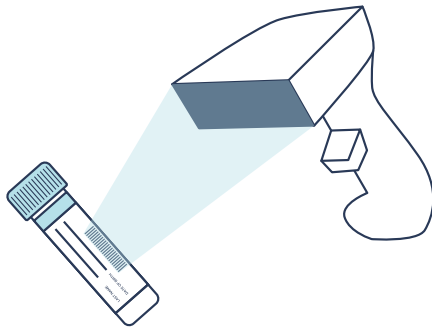
2



## Apply label on tube.

Peel off the patient label and apply it to the tube.

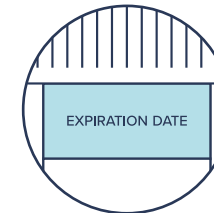
3



## Then, register the individual tube.

Scan the barcode and verify the patient information in the Concentric portal.

### REMINDER



### Do not cover the lot number or expiration date.

When applying the label to the tube, ensure that the lot number and expiration dates are not covered.