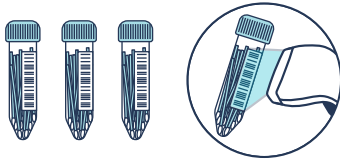


# Instructions for Preparing a Shipment

1

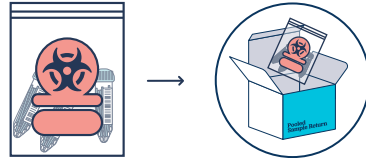


## Scan the tube barcodes.

After sample collection, scan the barcode on each sample collection tube, and indicate the number of swabs on the Concentric website.

Please verify that the barcode on the tube matches data in the website after scanning.

2




## Box up the hazard bag.

Place swab-filled tubes into the biohazard bag and seal (up to 15 tubes per bag) with the absorbent pad included. If you have lost your biohazard bag you may use a ziploc bag with a folded paper towel inside as a replacement.

Place the bag (filled with tubes and the absorbent pad) into the labelled return box and seal the box, making sure not to cover any labels up with tape.

3



## Arrange for a pickup.

### CRITICAL SHIPPING DETAILS

As these are Category B substances, tubes **MUST** be placed in a sealed bag with an absorbent pad and that sealed bag **MUST** be placed in a rigid box.

UN3373 label must be clearly displayed on the outside of the box, with nothing obscuring it.

You must ship samples in the provided Concentric return box; if you are low on boxes, please visit [support.concentricbyginkgo.com](https://support.concentricbyginkgo.com) to reorder.